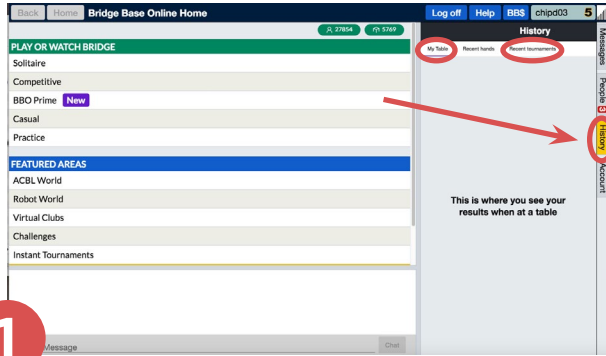




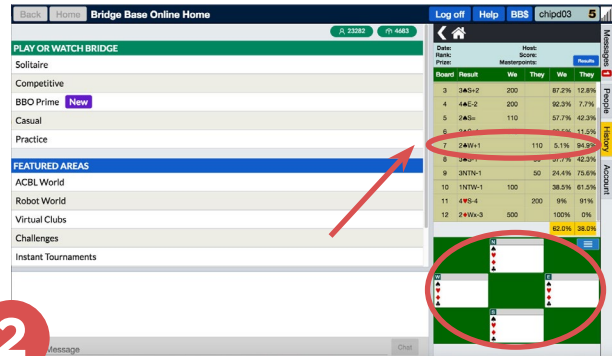
BBO Help Desk - How to report a deal

When something happens in an online game that seems suspicious to you, you may want to report it. There are several options: You can call the director, you can file a player memo with the ACBL recorder, you can flag the deal for BBO to review, or you can simply save a deal for your own records.



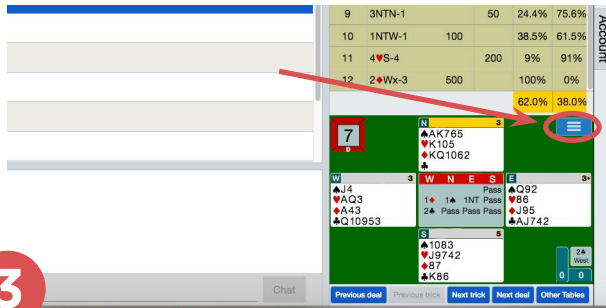
1

During or after a game, you can find your played deals in the History tab. If it's during the game, go to My Table. If it's later, go to Recent tournaments and find the appropriate game.



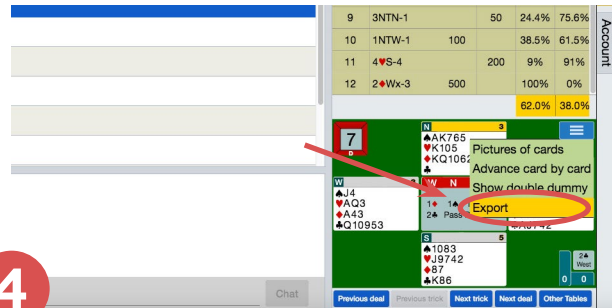
2

Once you are in the results of either the current game or the past game you are looking for, select the board you want to look at by clicking on that line. The deal will appear in the bottom of the right panel.



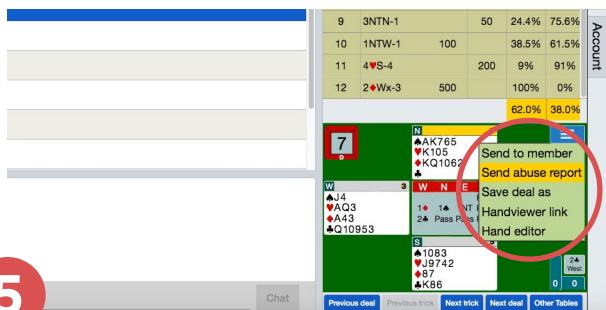
3

Focusing on the bottom right corner of the screen, click the triple bar in this area to access the menu.



4

From this menu, select Export. That will bring up another menu of export options.



5

To flag the deal for BBO, click Send abuse report. A prompt will allow you to enter your comments about the deal. To save the deal for your records, click Save deal as. To file a player memo, click Handviewer link. You can copy and paste this link into an email, a text file or the player memo form at acbl.org/bbomemo.



6

If you want to call the director during a game, click the triple bar in the main section of the screen at top left. From the menu that appears, select Call Director. You can also use this menu to view your opponents' convention cards.